Amundi STOXX Europe 600 Basic Resources UCITS ETF Acc

FACTSHEET

Marketing Communication

31/01/2025

EQUITY

Key Information (Source: Amundi)

Net Asset Value (NAV) : **86.75 (EUR)**
NAV and AUM as of : **31/01/2025**
Assets Under Management (AUM) :
101.48 (million EUR)
ISIN code : **LU1834983550**
Replication type : **Synthetical**
Benchmark :
100% STOXX EUROPE 600 BASIC RESOURCE E

Objective and Investment Policy

The objective of this Sub-Fund is to track the performance of STOXX Europe 600 Basic Resources Index (the "Index"), and to minimize the tracking error between the net asset value of the Sub-Fund and the performance of the Index. The anticipated level of the tracking error, under normal market conditions is indicated in the prospectus of the Sub-Fund.

Risk Indicator *(Source : Fund Admin)*

1 2 3 4 **5** 6 7

Lower Risk — Higher Risk

The risk indicator assumes you keep the product for 5 years.
The summary risk indicator is a guide to the level of risk of this product compared to other products. It shows how likely it is that the product will lose money because of movement in the markets or because we are not able to pay you.

« Technical net asset values may be calculated and published for any calendar day (excluding Saturdays and Sundays) that is neither a business day nor a transaction day. These technical net asset values are merely indicative and will not be the basis for purchasing, switching, redeeming and/or transferring shares."

Returns (Source: Fund Admin) - Past performance does not predict future returns

Performances from 02/02/2015 to 31/01/2025 (Source : Fund Admin)

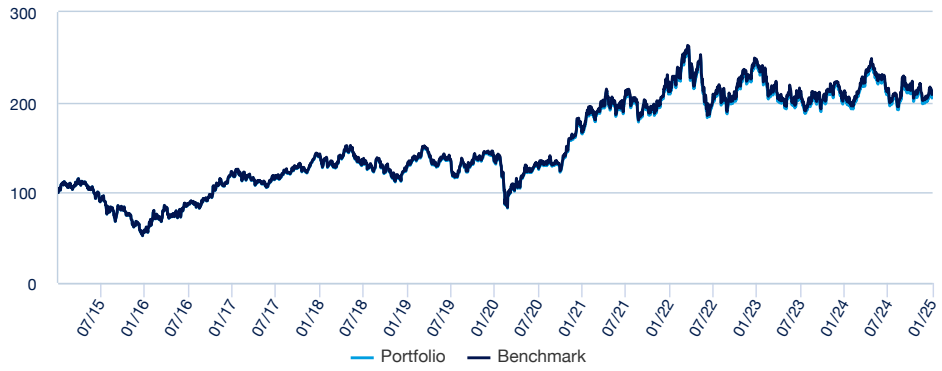

Risk indicators (Source: Fund Admin)

	1 year	3 years	Inception to date *
Portfolio volatility	21.04%	25.34%	32.87%
Benchmark volatility	21.03%	25.33%	32.85%
Ex-post Tracking Error	0.06%	0.08%	0.90%
Sharpe ratio	-0.07	-0.13	0.08

* Volatility is a statistical indicator that measures an asset's variations around its average value. For example, market variations of +/- 1.5% per day correspond to a volatility of 25% per year.
The Tracking Error indicator measures the performance's difference between the fund and the benchmark

Cumulative returns* (Source: Fund Admin)

Since	YTD 31/12/2024	1 month 31/12/2024	3 months 31/10/2024	1 year 31/01/2024	3 years 31/01/2022	5 years 31/01/2020	Since 24/08/2006
Portfolio	3.41%	3.41%	-0.74%	-0.22%	-0.61%	56.84%	88.86%
Benchmark	3.44%	3.44%	-0.64%	0.00%	-0.08%	58.24%	82.68%
Spread	-0.04%	-0.04%	-0.09%	-0.22%	-0.53%	-1.40%	6.18%

Calendar year performance* (Source: Fund Admin)

	2024	2023	2022	2021	2020	2019	2018	2017	2016	2015
Portfolio	-8.16%	-2.07%	9.57%	26.65%	12.32%	22.27%	-13.06%	22.78%	65.53%	-32.23%
Benchmark	-7.95%	-1.94%	9.74%	26.91%	12.51%	22.44%	-12.87%	22.99%	65.71%	-32.02%
Spread	-0.21%	-0.14%	-0.18%	-0.26%	-0.19%	-0.17%	-0.19%	-0.22%	-0.18%	-0.21%

** Source : Amundi. The above cover complete periods of 12 months for each calendar year.* ***Past performance is no predictor of current and future results and does not guarantee future yield*** *. Any losses or gains do not take into consideration any costs, commissions and fees incurred by the investor in the issue and buyout of the shares (e.g. taxes, brokerage fees or other commissions deducted by the financial intermediary). If performance is calculated in a currency other than the euro, any losses or gains generated can thereby be affected by exchange rate fluctuations (both upward and downward). The discrepancy accounts for the performance difference between the portfolio and the index.*

Amundi STOXX Europe 600 Basic Resources UCITS ETF Acc

FACTSHEET

Marketing Communication
31/01/2025

EQUITY

Meet the Team

Sébastien Foy

Responsable de l'équipe de gestion - Indiciel Synthétique

Prince Akesse

Portfolio Manager

Hamid Drali

Co-Portfolio Manager

Index Data (Source : Amundi)

Description of the Index

The index is a market cap weighted index designed to represent the performance of securities from the STOXX Europe 600 Index (the "Initial Universe") that belong to the basic resources supersector as defined by the Industry Classification Benchmark ("ICB"). The Initial Universe provides exposure to the performance of the 600 most liquid large, mid and small caps stocks covering developed markets in Europe.

Information (Source: Amundi)

Asset class : **Equity**
Exposure : **Europe**

Holdings : **18**

Top 10 benchmark holdings (source : Amundi)

	% of assets (Index)
RIO TINTO PLC (GBR)	28.93%
ANGLO AMERICAN (GBP)	14.34%
GLENCORE PLC-GBP	14.13%
UPM-KYMMENE OYJ	7.01%
ARCELORMITTAL AMSTERDAM	4.88%
ANTOFAGASTA PLC	3.75%
BOLIDEN AB	3.71%
NORSK HYDRO	3.53%
SVENSKA CELLULOSA AB	3.30%
SKF AB-B SHARES	3.11%
Total	**86.68%**

Geographical breakdown (Source: Amundi)

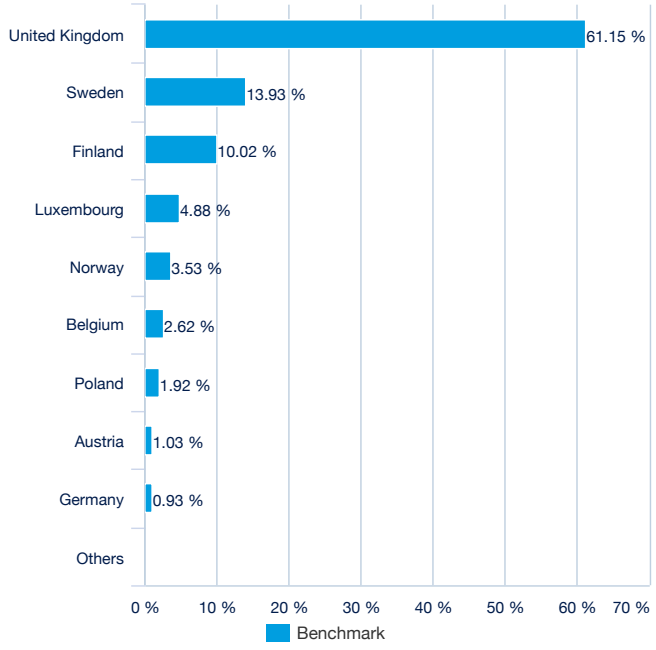

Benchmark Sector breakdown (source : Amundi)

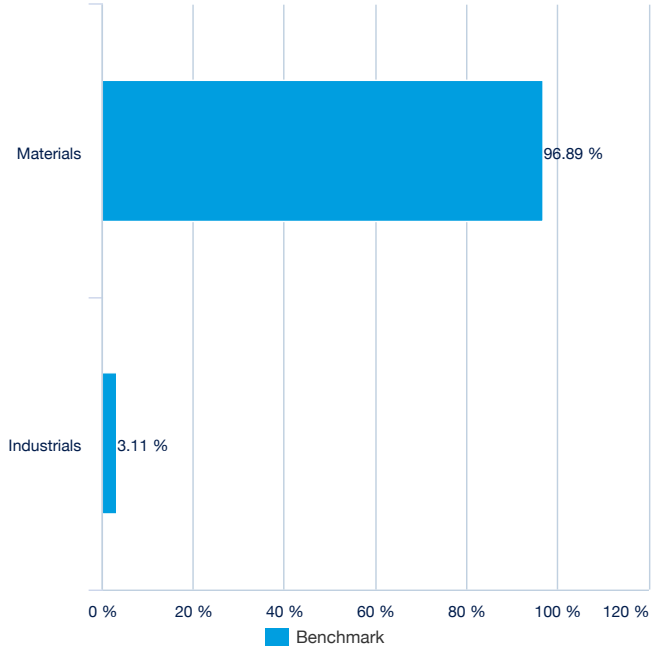

EQUITY

Principal characteristics (Source : Amundi)

Fund structure	SICAV under Luxembourg law
UCITS compliant	UCITS
Management Company	Amundi Luxembourg SA
Administrator	SOCIETE GENERALE LUXEMBOURG
Custodian	SOCIETE GENERALE LUXEMBOURG
Independent auditor	PRICEWATERHOUSECOOPERS LUXEMBOURG
Share-class inception date	21/03/2024
Date of the first NAV	24/08/2006
Share-class reference currency	EUR
Classification	-
Type of shares	Accumulation
ISIN code	LU1834983550
Minimum investment to the secondary market	1 Share(s)
Frequency of NAV calculation	Daily
Management fees and other administrative or operating costs	0.30%
Fiscal year end	September

Listing data (source : Amundi)

Place	Hours	CCY	Mnemo	Bloomberg Ticker	Bloomberg iNAV	Reuters RIC	Reuters iNAV
Deutsche Börse	-	EUR	LBRE	LRBE GY	BREINAV=SOLA	LBRE.DE	BREIV
Borsa Italiana	-	EUR	BRES	BRES IM	BREINAV=SOLA	BRES.MI	BREIV
Six Swiss Exchange	-	EUR	LYBRE	BREINAV=SOLA	BREINAV=SOLA	LYBRE.S	BREIV
Nyse Euronext Amsterdam	-	EUR	BRES	BRES FP	BREINAV=SOLA	BRES.PA	BREIV

Contact

ETF Sales contact

France & Luxembourg	+33 (0)1 76 32 65 76
Germany & Austria	+49 (0) 800 111 1928
Italy	+39 02 0065 2965
Switzerland (German)	+41 44 588 99 36
Switzerland (French)	+41 22 316 01 51
United Kingdom	+44 (0) 20 7 074 9598
UNITED KINGDOM (Instit)	+44 (0) 800 260 5644
Netherlands	+31 20 794 04 79
Nordic countries	+46 8 5348 2271
Hong Kong	+65 64 39 93 50
Spain	+34 914 36 72 45

ETF Capital Markets contact

Téléphone	+33 (0)1 76 32 19 93
Bloomberg IB Chat	Capital Markets Amundi ETF Capital Markets Amundi HK ETF

ETF Market Makers contact

BNP Paribas	+33 (0)1 40 14 60 01
Kepler Cheuvreux	+33 (0)1 53 65 35 25

Amundi contact

Amundi ETF
90 bd Pasteur
CS 21564
75 730 Paris Cedex 15 - France
Hotline : +33 (0)1 76 32 47 74
info-etf@amundi.com

Index Providers

STOXX and its licensors (the "Licensors") have no relationship to the Amundi Asset Management, other than the licensing of the Index and the related trademarks for use in connection with the Subfund. STOXX and its Licensors do not : Sponsor, endorse, sell or promote the Subfund. Recommend that any person invest in the Subfund or any other securities. Have any responsibility or liability for or make any decisions about the timing, amount or pricing of Subfund. Have any responsibility or liability for the administration, management or marketing of the Subfund. Consider the needs of the Subfund or the owners of the Subfund in determining, composing or calculating the Index or have any obligation to do so. STOXX and its Licensors will not have any liability in connection with the Subfund. Specifically, STOXX and its Licensors do not make any warranty, express or implied and disclaim any and all warranty about : The results to be obtained by the Subfund, the owner of the Subfund or any other person in connection with the use of the Index and the data included in the Index ; The accuracy or completeness of the Index and its data; The merchantability and the fitness for a particular purpose or use of the Index and its data; STOXX and its Licensors will have no liability for any errors, omissions or interruptions in the Index or its data; Under no circumstances will STOXX or its Licensors be liable for any lost profits or indirect, punitive, special or consequential damages or losses, even if STOXX or its Licensors knows that they might occur. The licensing agreement between the Asset Manager and STOXX is solely for their benefit and not for the benefit of the owners of the Subfund or any other third parties.

Important information

The Sub-Fund has been authorised for distribution to non-qualified investors in or from Switzerland by FINMA. Representative : CACEIS Bank, Paris, Branch of Nyon/Swiss, 35 route de Signy, 1260 Nyon, Switzerland (in the past "CACEIS Bank Luxembourg, Luxembourg, Branch of Nyon", Switzerland. Paying agent: CA Indosuez (Suisse) S.A., 4 quai General Guisan, 1204 Geneva. Subscriptions in the Sub-Funds will only be accepted on the basis of the SICAV's latest prospectus and Key Investor Information Document (KIID), its latest annual and semi-annual reports and its articles of incorporation that may be obtained, free of charge, at the registered office of the Swiss Representative. Past performance is not a guarantee or a reliable indicator for current or future performance and returns. The performance data do not take account of the commissions and costs incurred on the issue and redemption of units. The date of the data in this document is that indicated at the top of the document, unless otherwise stated.