# Amundi Euro Government Bond 5-7Y UCITS ETF Acc

FACTSHEET

Marketing Communication

**31/01/2025**

BOND

## Key Information (Source: Amundi)

Net Asset Value (NAV) : **156.86 ( EUR )**
NAV and AUM as of : **31/01/2025**
Assets Under Management (AUM) :
**428.72 ( million EUR )**
ISIN code : **LU1287023003**
Replication type : **Physical**
Benchmark :
**100% BLOOMBERG EURO TREASURY 50BN 5-7 YEAR BOND INDEX**
Date of the first NAV : **18/01/2007**
First NAV : **100.00 ( EUR )**

*« Technical net asset values may be calculated and published for any calendar day (excluding Saturdays and Sundays) that is neither a business day nor a transaction day. These technical net asset values are merely indicative and will not be the basis for purchasing, switching, redeeming and/or transferring shares."*

## Objective and Investment Policy

The Amundi Euro Government Bond 5-7Y (DR) UCITS ETF - Acc is a UCITS compliant exchange traded fund that aims to track the Bloomberg Barclays Euro Treasury 50bn 5-7 Year Bond Index.

## Risk Indicator *(Source : Fund Admin)*

1 2 **3** 4 5 6 7

Lower Risk — Higher Risk

The risk indicator assumes you keep the product for 3 years.
The summary risk indicator is a guide to the level of risk of this product compared to other products. It shows how likely it is that the product will lose money because of movement in the markets or because we are not able to pay you.

**It is important for potential investors to evaluate the risks described below and in the fund prospectus which can be found on www.amundietf.com**

**CAPITAL AT RISK :** ETFs are tracking instruments: Their risk profile is similar to a direct investment in the Underlying Index. Investors' capital is fully at risk and investors may not get back the amount originally invested.
**REPLICATION RISK :** The fund objectives might not be reached due to unexpected events on the underlying markets which will impact the index calculation and the efficient fund replication.
**COUNTERPARTY RISK :** Investors are exposed to risks resulting from the use of an OTC Swap with MORGAN STANLEY BANK AG , SOCIETE GENERALE. In-line with UCITS guidelines, the exposure to the counterparty cannot exceed 10% of the total fund assets. Physically replicated ETFs may have counterparty risk resulting from the use of a Securities Lending Programme.
**UNDERLYING RISK :** The Underlying Index of a Amundi ETF may be complex and volatile. When investing in commodities, the Underlying Index is calculated with reference to commodity futures contracts exposing the investor to a liquidity risk linked to costs such as cost of carry and transportation. ETFs exposed to Emerging Markets carry a greater risk of potential loss than investment in Developed Markets as they are exposed to a wide range of unpredictable Emerging Market risks.
**CURRENCY RISK :** ETFs may be exposed to currency risk if the ETF is denominated in a currency different to that of the Underlying Index they are tracking. This means that exchange rate fluctuations could have a negative or positive effect on returns.
**LIQUIDITY RISK :** Liquidity is provided by registered market-makers on the respective stock exchange where the ETF is listed. On-exchange liquidity may be limited as a result of a suspension in the underlying market represented by the Underlying Index tracked by the ETF; a failure in the systems of one of the relevant stock exchanges, The market-maker systems; or an abnormal trading situation or event.

## Returns (Source: Fund Admin) - Past performance does not predict future returns

### Performances from 02/02/2015 to 31/01/2025 (Source : Fund Admin)

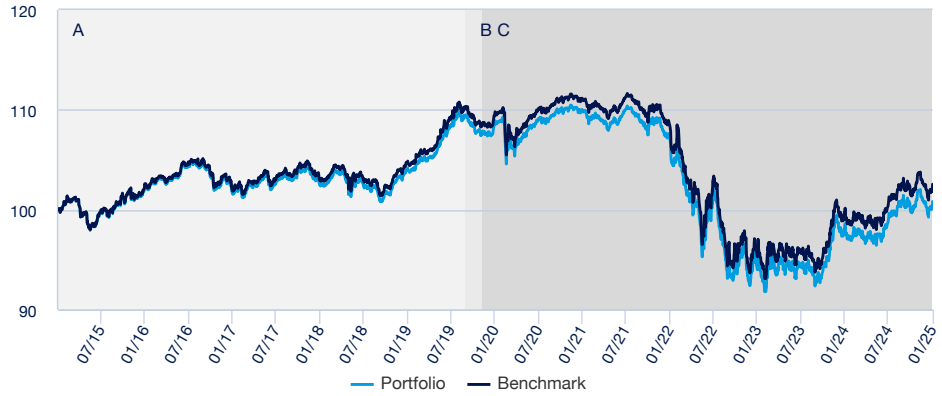


A : Until 21/07/2016, the Funds performances recorded correspond to performances of the LYXOR UCITS ETF
B : Until 13/12/2019, the Fund's Benchmark Index was "FTSE MTS Eurozone Government Bond IG 5-7Y (Mid
C : From 13/12/2019 The benchmark is BLOOMBERG EURO TREASURY 50BN 5-7 YEAR BOND INDEX

### Cumulative returns* (Source: Fund Admin)

| | YTD | 1 month | 3 months | 1 year | 3 years | 5 years | 10 years |
|---|---|---|---|---|---|---|---|
| Since | 31/12/2024 | 31/12/2024 | 31/10/2024 | 31/01/2024 | 31/01/2022 | 31/01/2020 | 30/01/2015 |
| **Portfolio** | 0.00% | 0.00% | 1.02% | 2.33% | -5.71% | -7.43% | 0.75% |
| **Benchmark** | 0.01% | 0.01% | 1.06% | 2.48% | -5.25% | -6.61% | 2.48% |
| **Spread** | -0.01% | -0.01% | -0.03% | -0.14% | -0.45% | -0.82% | -1.73% |

### Calendar year performance* (Source: Fund Admin)

| | 2024 | 2023 | 2022 | 2021 | 2020 | 2019 | 2018 | 2017 | 2016 | 2015 |
|---|---|---|---|---|---|---|---|---|---|---|
| **Portfolio** | 2.02% | 6.96% | -14.46% | -2.00% | 2.64% | 3.99% | -0.02% | 0.17% | 1.91% | 1.84% |
| **Benchmark** | 2.18% | 7.14% | -14.32% | -1.81% | 2.84% | 4.18% | 0.15% | 0.31% | 2.08% | 1.99% |
| **Spread** | -0.16% | -0.18% | -0.14% | -0.19% | -0.20% | -0.19% | -0.17% | -0.14% | -0.18% | -0.15% |

** Source : Amundi. The above cover complete periods of 12 months for each calendar year.* ***Past performance is no predictor of current and future results and does not guarantee future yield*** *. Any losses or gains do not take into consideration any costs, commissions and fees incurred by the investor in the issue and buyout of the shares (e.g. taxes, brokerage fees or other commissions deducted by the financial intermediary). If performance is calculated in a currency other than the euro, any losses or gains generated can thereby be affected by exchange rate fluctuations (both upward and downward). The discrepancy accounts for the performance difference between the portfolio and the index.*

### Risk indicators (Source: Fund Admin) *

| | 1 year | 3 years |
|---|---|---|
| **Portfolio volatility** | 3.84% | 6.04% |
| **Benchmark volatility** | 3.84% | 6.04% |
| **Ex-post Tracking Error** | 0.02% | 0.03% |
| **Sharpe ratio** | -0.18 | -0.63 |

* Volatility is a statistical indicator that measures an asset's variations around its average value. For example, market variations of +/- 1.5% per day correspond to a volatility of 25% per year.
The Tracking Error represents the annualised volatility of the performance differences between the ETF and the benchmark

# Amundi Euro Government Bond 5-7Y UCITS ETF Acc

FACTSHEET

Marketing Communication
31/01/2025

BOND

## Description of the Index

The index is representative of the performance of EUR denominated government bonds issued by countries of the European Monetary Union with at least €50bn of government bonds in issuance. Eligible securities must have maturities of at least 5 years and no more than 7 years, with a minimum outstanding amount of €300m.

## Portfolio Data (Source: Amundi)

### Information (Source: Amundi)

Asset class : **Bond**
Exposure : **Eurozone**

Holdings : **54**

### Portfolio Indicators (Source: Fund Admin)

| | Portfolio |
|---|---|
| **Modified duration [1]** | 5.49 |
| **Average rating [2]** | A- |
| **Yield To Maturity** | 2.76% |

[1] Modified duration (in points) estimates a bond portfolio's percentage price change for 1% change in yield
[2] Based on cash bonds and CDS but excludes other types of derivatives

## Portfolio Breakdown (Source: Amundi)

### By maturity (Source: Amundi)

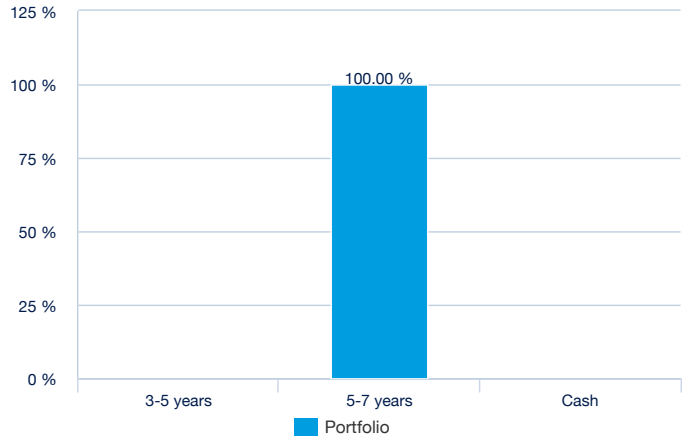


### By rating (source : Amundi)

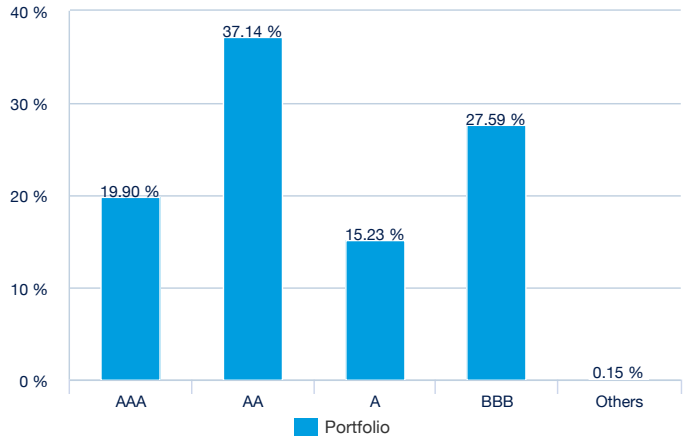


### By issuer (Source: Amundi)

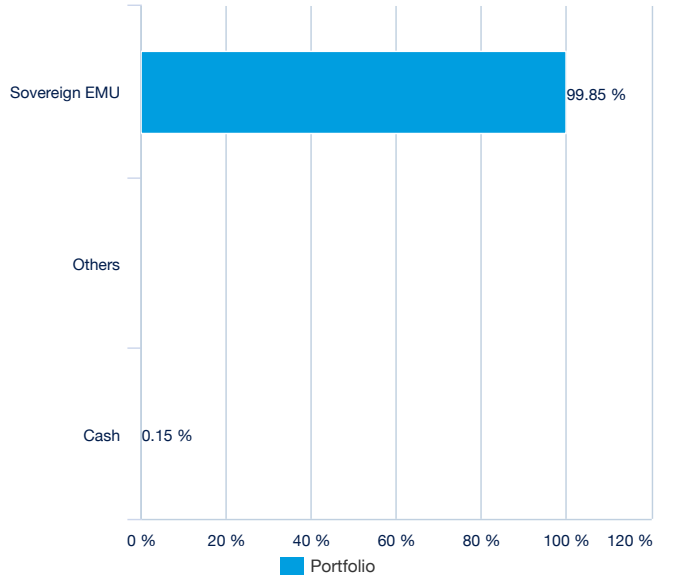


### By country (source : Amundi)

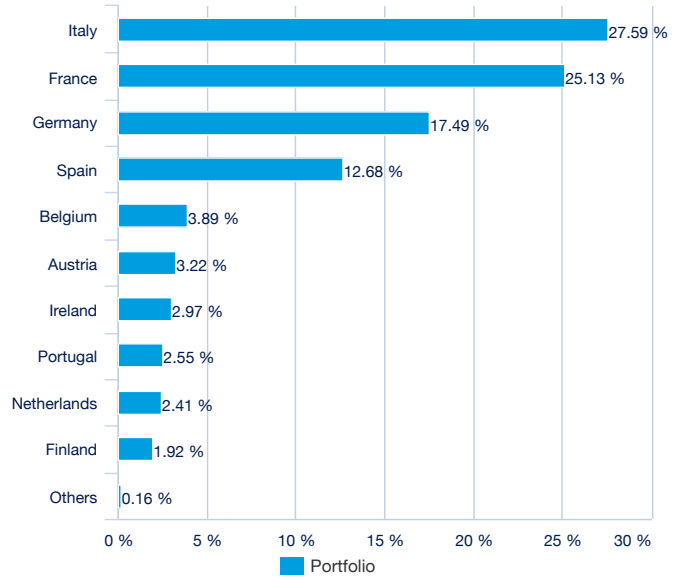

BOND

## Principal characteristics (Source : Amundi)

| | |
|---|---|
| Fund structure | SICAV under Luxembourg law |
| UCITS compliant | UCITS |
| Management Company | Amundi Luxembourg SA |
| Administrator | SOCIETE GENERALE LUXEMBOURG |
| Custodian | SOCIETE GENERALE LUXEMBOURG |
| Independent auditor | PRICEWATERHOUSECOOPERS LUXEMBOURG |
| Share-class inception date | 21/07/2016 |
| Share-class reference currency | EUR |
| Classification | Not applicable |
| Type of shares | Accumulation |
| ISIN code | LU1287023003 |
| Minimum investment to the secondary market | 1 Share(s) |
| Frequency of NAV calculation | Daily |
| Management fees and other administrative or operating costs | 0.15% |
| Entry charge (maximum) | 5.00% |
| Exit charge (maximum) | 5.00% |
| Fiscal year end | September |

## Listing data (source : Amundi)

| Place | Hours | CCY | Mnemo | Bloomberg Ticker | Bloomberg iNAV | Reuters RIC | Reuters iNAV |
|---|---|---|---|---|---|---|---|
| Berne Exchange | 9:00 - 17:30 | EUR | MTC | LYMTC BW | EM57IV | LYMTC.BN | EM57IV |
| Borsa Italiana | 9:00 - 17:30 | EUR | MTC | EM57 IM | EM57IV | EM57.MI | EM57IV |
| Deutsche Börse | 9:00 - 17:30 | EUR | MTC | LYXC GY | EM57IV | LYXC.DE | EM57IV |
| Nyse Euronext Paris | 9:00 - 17:30 | EUR | MTC | MTC FP | EM57IV | LMTC.PA | EM57IV |

## Contact

### ETF Sales contact

| | |
|---|---|
| France & Luxembourg | +33 (0)1 76 32 65 76 |
| Germany & Austria | +49 (0) 800 111 1928 |
| Italy | +39 02 0065 2965 |
| Switzerland (German) | +41 44 588 99 36 |
| Switzerland (French) | +41 22 316 01 51 |
| United Kingdom | +44 (0) 20 7 074 9598 |
| UNITED KINGDOM (Instit) | +44 (0) 800 260 5644 |
| Netherlands | +31 20 794 04 79 |
| Nordic countries | +46 8 5348 2271 |
| Hong Kong | +65 64 39 93 50 |
| Spain | +34 914 36 72 45 |

### Amundi contact

**Amundi ETF**
90 bd Pasteur
CS 21564
75 730 Paris Cedex 15 - France
**Hotline :** +33 (0)1 76 32 47 74
info-etf@amundi.com

### ETF Capital Markets contact

| | |
|---|---|
| Téléphone | +33 (0)1 76 32 19 93 |
| Bloomberg IB Chat | Capital Markets Amundi ETF<br>Capital Markets Amundi HK ETF |

## Index Providers

BLOOMBERG® is a trademark and service mark of Bloomberg Finance L.P. Bloomberg Finance L.P. and its affiliates (collectively, “Bloomberg”), including Bloomberg Index Services Limited, the administrator of the Index (“BISL”), or Bloomberg’s licensors own all proprietary rights in the Index. Bloomberg is not the issuer or producer of the Sub-Fund and Bloomberg has no responsibilities, obligations or duties to investors in the Sub-Fund. The Index is licensed for use by the Management Company as the Issuer of the Sub-Fund. The only relationship of Bloomberg with the Issuer in respect of the Index is the licensing of the Index, which is determined, composed and calculated by BISL, or any successor thereto, without regard to the Issuer or the Sub-Fund or the owners of the Sub-Fund. Investors acquire the Sub-Fund from the Management Company and investors neither acquire any interest in the Index nor enter into any relationship of any kind whatsoever with Bloomberg upon making an investment in the Sub-Fund. The Sub-Fund are not sponsored, endorsed, sold or promoted by Bloomberg. Bloomberg makes no representation or warranty, express or implied, regarding the advisability of investing in the Sub-Fund or the advisability of investing in securities generally or the ability of the Index to track corresponding or relative market performance. Bloomberg has not passed on the legality or suitability of the Sub-Fund with respect to any person or entity. Bloomberg is not responsible for or has participated in the determination of the timing of, prices at, or quantities of the Sub-Fund to be issued. Bloomberg has no obligation to take the needs of the Issuer or the owners of the Sub-Fund or any other third party into consideration in determining, composing or calculating the Index. Bloomberg has no obligation or liability in connection with administration, marketing or trading of the Sub-Fund. The licensing agreement between Bloomberg and the Management Company is solely for the benefit of Bloomberg and the Management Company not for the benefit of the owners of the Sub-Fund, investors or other third parties. BLOOMBERG SHALL HAVE NO LIABILITY TO THE ISSUER, INVESTORS OR OTHER THIRD PARTIES FOR THE QUALITY, ACCURACY AND/OR COMPLETENESS OF THE INDEX OR ANY DATA INCLUDED THEREIN OR FOR INTERRUPTIONS IN THE DELIVERY OF THE INDEX. BLOOMBERG MAKES NO WARRANTY, EXPRESS OR IMPLIED, AS TO RESULTS TO BE OBTAINED BY THE ISSUER, THE INVESTORS OR ANY OTHER PERSON OR ENTITY FROM THE USE OF THE INDEX OR ANY DATA INCLUDED THEREIN. BLOOMBERG MAKES NO EXPRESS OR IMPLIED WARRANTIES, AND HEREBY EXPRESSLY DISCLAIMS ALL WARRANTIES OF MERCHANTABILITY OR FITNESS FOR A PARTICULAR PURPOSE OR USE WITH RESPECT TO THE INDEX OR ANY DATA INCLUDED THEREIN. BLOOMBERG RESERVES THE RIGHT TO CHANGE THE METHODS OF CALCULATION OR PUBLICATION, OR TO CEASE THE CALCULATION OR PUBLICATION OF THE INDEX, AND BLOOMBERG SHALL NOT BE LIABLE FOR ANY MISCALCULATION OF OR ANY INCORRECT, DELAYED OR INTERRUPTED PUBLICATION WITH RESPECT TO ANY OF THE INDEX. BLOOMBERG SHALL NOT BE LIABLE FOR ANY DAMAGES, INCLUDING, WITHOUT LIMITATION, ANY SPECIAL, INDIRECT OR CONSEQUENTIAL DAMAGES, OR ANY LOST PROFITS, EVEN IF ADVISED OF THE POSSIBLITY OF SUCH, RESULTING FROM THE USE OF THE INDEX OR ANY DATA INCLUDED THEREIN OR WITH RESPECT TO THE SUB-FUND.

## Important information

The Fund presents an unmeasurable risk of capital loss. Past performance in no way serves as either an indication of future results or a guarantee of future returns. For further information about the risks and before making any investment, refer to the Key Investor Information Document (KIID) and the prospectus for each fund, available in French on request or on the website: amundietf.fr The information contained in this document has been obtained from sources believed to be reliable. Amundi cannot, however, ensure that the information is accurate and reserves the right to amend the analyses presented above at any time. This document is of a non-contractual nature and in no way constitutes a recommendation, solicitation of an offer or an offer regarding a purchase, sale or exchange relating to the Fund described herein, and must under no circumstances be interpreted as such. The transparency policy and information on the composition of the funds' assets are available at amundietf.com. The indicative net asset value is published by the stock markets. Fund units purchased on the secondary market cannot generally be resold directly to the Fund. Investors must buy and sell units on a secondary market with the assistance of an intermediary (e.g. a broker) and may, in this case, have to pay charges. In addition, it is possible that investors may pay more than the current net asset value when they buy units and receive less than the current net asset value when they sell. Complete list of brokers and marketmakers available at : amundietf.com Financial intermediary fees apply. Amundi Suisse SA has been authorized in Switzerland as distributor of collective investment schemes. Amundi Suisse SA is distributing in Switzerland and from Switzerland the collective investment schemes managed by Amundi S.A. and /or Amundi Luxembourg. In this respect, Amundi Suisse SA informs investors that it collects, from Amundi S.A. and/ or Amundi Luxembourg, a compensation under article 34 al. 2bis in the Ordinance on collective investment schemes (Ordonnance sur les placements collectifs de capitaux, OPCC). This compensation can constitute a part of the management fees stated in the prospectus. Additional information regarding the existence, nature and calculation method for the compensation received by Amundi Suisse SA within the frame of its distribution activity in Switzerland or from Switzerland may be provided upon written request to Amundi Suisse SA 6-8 rue de Candolle 1205 Genève Suisse. This document is designed exclusively for qualified investors as set forth in the federal Law on Collective Investments (LPCC) and its implementing Ordinance. The Sub-Fund is not approved for distribution to non-qualified investors by the Swiss Financial Market Supervisory Authority ("FINMA"). The Key Investor Information Document (KIID), prospectus, regulations and annual/semi-annual reports may be obtained, free of charge, at the registered Suisse office, CACEIS (Switzerland) S.A., route de Signy 35, 1260 Nyon. In connection with the distribution in Switzerland, the place of execution and competent court are at the registered office of the representative CREDIT AGRICOLE (SUISSE) SA, 4 Quai Général-Guisan, 1204 Genève, acting as payment service for the Funds in Switzerland.