AMUNDI S&P GLOBAL CONSUMER DISCRETIONARY ESG UCITS ETF DR - EUR

FACTSHEET

Marketing Communication

31/01/2025

EQUITY

Key Information (Source: Amundi)

Net Asset Value (NAV) : **(A) 14.57 (EUR)**
(D) 14.30 (EUR)

NAV and AUM as of : **31/01/2025**

Assets Under Management (AUM) :
345.35 (million EUR)

ISIN code : **(A) IE000NM0ALX6**
(D) IE00061J0RC6

Replication type : **Physical**

Benchmark :
100% S&P WORLD SUSTAINABILITY ENHANCED CONSUMER DISCRETIONARY INDEX

Objective and Investment Policy

This ETF seeks to replicate as closely as possible the performance of the S&P Developed Ex-Korea LargeMidCap Sustainability Enhanced Consumer Discretionary Index (USD) index whether the trend is rising or falling.

Risk Indicator *(Source : Fund Admin)*

1 2 3 4 **5** 6 7

Lower Risk — Higher Risk

The risk indicator assumes you keep the product for 5 years.
The summary risk indicator is a guide to the level of risk of this product compared to other products. It shows how likely it is that the product will lose money because of movement in the markets or because we are not able to pay you.

Returns (Source: Fund Admin) - Past performance does not predict future returns

Performances from 20/09/2022 to 31/01/2025 (Source : Fund Admin)

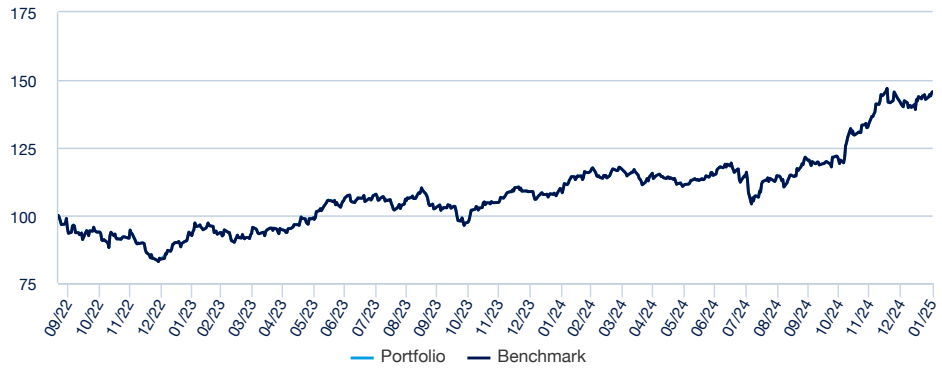

Risk indicators (Source: Fund Admin)

	1 year	3 years	Inception to date *
Portfolio volatility	17.05%	-	16.90%
Benchmark volatility	17.05%	-	16.89%
Ex-post Tracking Error	0.11%	-	0.08%
Sharpe ratio	1.57	-	0.93

* Volatility is a statistical indicator that measures an asset's variations around its average value. For example, market variations of +/- 1.5% per day correspond to a volatility of 25% per year.
The Tracking Error indicator measures the performance's difference between the fund and the benchmark

Cumulative returns* (Source: Fund Admin)

	YTD	1 month	3 months	1 year	3 years	5 years	Since
Since	31/12/2024	31/12/2024	31/10/2024	31/01/2024	-	-	20/09/2022
Portfolio	3.31%	3.31%	22.29%	34.44%	-	-	45.66%
Benchmark	3.32%	3.32%	22.33%	34.49%	-	-	45.70%
Spread	-0.01%	-0.01%	-0.04%	-0.06%	-	-	-0.04%

Calendar year performance* (Source: Fund Admin)

	2024	2023	2022	2021	2020
Portfolio	29.57%	29.82%	-	-	-
Benchmark	29.63%	29.82%	-	-	-
Spread	-0.06%	0.01%	-	-	-

** Source : Amundi. The above cover complete periods of 12 months for each calendar year.* ***Past performance is no predictor of current and future results and does not guarantee future yield*** *. Any losses or gains do not take into consideration any costs, commissions and fees incurred by the investor in the issue and buyout of the shares (e.g. taxes, brokerage fees or other commissions deducted by the financial intermediary). If performance is calculated in a currency other than the euro, any losses or gains generated can thereby be affected by exchange rate fluctuations (both upward and downward). The discrepancy accounts for the performance difference between the portfolio and the index.*

Index Data (Source : Amundi)

Description of the Index

The Index is an equity index that measures the performance of eligible equity securities from the S&P World Sustainability Enhanced Consumer Discretionary index (the "Parent Index"). The Parent Index is designed to measure the performance of large and mid-cap consumer discretionary companies in developed markets excluding Korea which make up approximately 85% of the total available capital.

Information (Source: Amundi)

Asset class : **Equity**
Exposure : **International**

Holdings : **119**

Top 10 benchmark holdings (source : Amundi)

	% of assets (Index)
TESLA INC	19.57%
AMAZON.COM INC	19.14%
HOME DEPOT INC	6.03%
LVMH MOET HENNESSY LOUIS VUI	4.42%
TOYOTA MOTOR CORP	3.68%
MCDONALD S CORP	2.59%
SONY GROUP CORP (JT)	2.46%
LOWE S COS INC	2.46%
BOOKING HOLDINGS INC	2.03%
HERMES INTERNATIONAL	1.91%
Total	**64.30%**

Geographical breakdown (Source: Amundi)

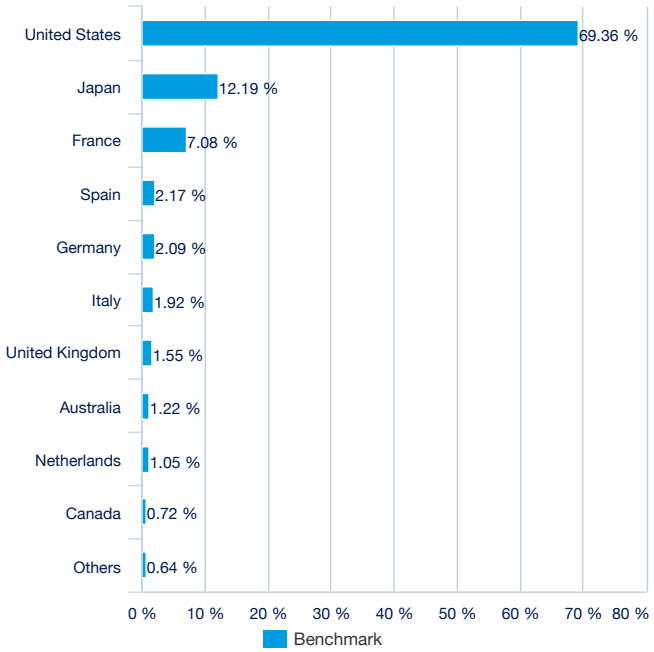

Benchmark Sector breakdown (source : Amundi)

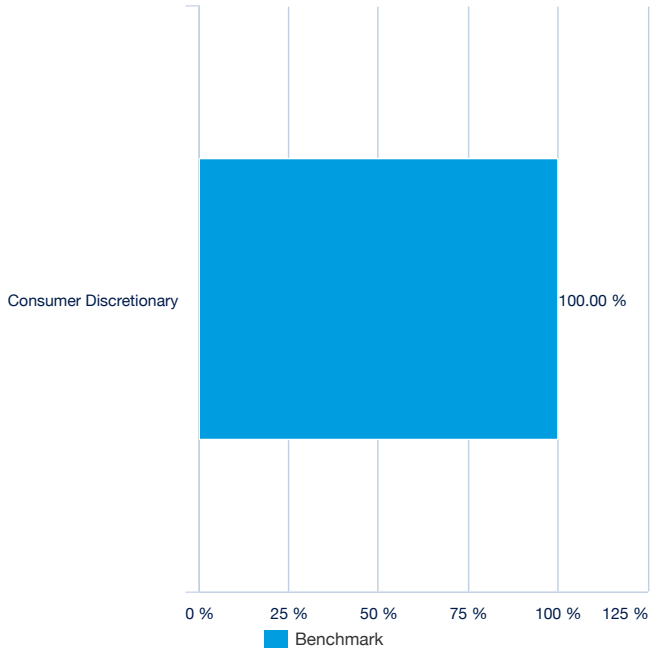

EQUITY

Principal characteristics (Source : Amundi)

Fund structure	ICAV Irish
UCITS compliant	UCITS
Management Company	Amundi Ireland Limited
Administrator	HSBC Securities Services (Ireland) DAC
Custodian	HSBC Continental Europe
Independent auditor	PRICEWATERHOUSECOOPERS
Share-class inception date	20/09/2022
Date of the first NAV	20/09/2022
Share-class reference currency	EUR
Classification	-
Type of shares	(A) Accumulation (D) Distribution
ISIN code	(A) IE000NM0ALX6 (D) IE00061J0RC6
Minimum investment to the secondary market	1 Share(s)
Frequency of NAV calculation	Daily
Management fees and other administrative or operating costs	0.18%
Fiscal year end	December

Listing data (source : Amundi)

Place	Hours	CCY	Mnemo	Bloomberg Ticker	Bloomberg iNAV	Reuters RIC	Reuters iNAV
Deutsche Börse	9:00 - 17:30	EUR	WELJ	WELJ GY	IWELJ	WELJ.DE	IWELJINAV.PA
Deutsche Börse	9:00 - 17:30	USD	WEL1	WEL1 GY	IWEL1	WELJUSD.DE	IWEL1INAV.PA
Berne Exchange	9:00 - 17:30	USD	WELJ	WELJ BW	DISWIV	WELJ.BN	DISWINAV=SOLA
Borsa Italiana	9:00 - 17:30	EUR	DISW	DISW IM	CODWIV	DISW.MI	CODWINAV=SOLA
Nyse Euronext Paris	9:00 - 17:30	EUR	CODW	CODW FP	CODWIV	CODW.PA	CODWINAV=SOLA

Contact

ETF Sales contact

France & Luxembourg	+33 (0)1 76 32 65 76
Germany & Austria	+49 (0) 800 111 1928
Italy	+39 02 0065 2965
Switzerland (German)	+41 44 588 99 36
Switzerland (French)	+41 22 316 01 51
United Kingdom	+44 (0) 20 7 074 9598
UNITED KINGDOM (Instit)	+44 (0) 800 260 5644
Netherlands	+31 20 794 04 79
Nordic countries	+46 8 5348 2271
Hong Kong	+65 64 39 93 50
Spain	+34 914 36 72 45

ETF Capital Markets contact

Téléphone	+33 (0)1 76 32 19 93
Bloomberg IB Chat	Capital Markets Amundi ETF Capital Markets Amundi HK ETF

ETF Market Makers contact

BNP Paribas	+33 (0)1 40 14 60 01
Kepler Cheuvreux	+33 (0)1 53 65 35 25

Amundi contact

Amundi ETF
90 bd Pasteur
CS 21564
75 730 Paris Cedex 15 - France
Hotline : +33 (0)1 76 32 47 74
info-etf@amundi.com

Index Providers

THE SUB-FUND IS NOT SPONSORED, ENDORSED, SOLD OR PROMOTED BY STANDARD & POOR'S OR ITS AFFILIATES ("S&P"). S&P MAKES NO REPRESENTATION, CONDITION OR WARRANTY, EXPRESS OR IMPLIED, TO THE OWNERS OF THE SUB-FUND OR ANY MEMBER OF THE PUBLIC REGARDING THE ADVISABILITY OF INVESTING IN SECURITIES GENERALLY OR IN THE SUB-FUND PARTICULARLY OR THE ABILITY OF THE INDEX TO TRACK THE PERFORMANCE OF CERTAIN FINANCIAL MARKETS AND/OR SECTIONS THEREOF AND/OR OF GROUPS OF ASSETS OR ASSET CLASSES. S&P'S ONLY RELATIONSHIP BETWEEN S&P AND AMUNDI IS THE LICENSING OF CERTAIN TRADEMARKS AND TRADE NAMES AND OF THE INDEX, WHICH IS DETERMINED, COMPOSED AND CALCULATED BY S&P WITHOUT REGARD TO AMUNDI OR THE SUB-FUND. S&P HAS NO OBLIGATION TO TAKE INTO CONSIDERATION THE NEEDS OF AMUNDI OR OF INVESTORS IN DETERMINING, COMPOSING OR CALCULATING THE INDEX. S&P IS NOT LIABLE FOR AND HAS NOT PARTICIPATED IN THE DETERMINATION OF THE SUB-FUND'S PRICES AND NAV, IN THE TIMING OF THE ISSUANCE OR SALE OF THE SUB-FUND OR IN THE DETERMINATION OR CALCULATION OF THE EQUATION BY WHICH THE FUND SHARES ARE CONVERTED INTO CASH. S&P HAS NO OBLIGATION OR LIABILITY IN CONNECTION WITH THE ADMINISTRATION, MARKETING, OR TRADING OF THE SUB-FUND. S&P DOES NOT GUARANTEE THE ACCURACY AND/OR THE COMPLETENESS OF THE INDEX OR ANY DATA INCLUDED THEREIN AND S&P SHALL HAVE NO LIABILITY FOR ANY ERRORS, OMISSIONS, OR INTERRUPTIONS THEREIN. S&P MAKES NO WARRANTY, CONDITION OR REPRESENTATION, EXPRESS OR IMPLIED, AS TO RESULTS TO BE OBTAINED BY AMUNDI, INVESTORS, OR ANY OTHER PERSON OR ENTITY FROM THE USE OF THE INDEX OR ANY DATA INCLUDED THEREIN. S&P MAKES NO EXPRESS OR IMPLIED WARRANTIES, REPRESENTATIONS OR CONDITIONS, AND EXPRESSLY DISCLAIMS ALL WARRANTIES OR CONDITIONS OF MERCHANTABILITY OR FITNESS FOR A PARTICULAR PURPOSE OR USE AND ANY OTHER EXPRESS OR IMPLIED WARRANTY OR CONDITION WITH RESPECT TO THE INDEX OR ANY DATA INCLUDED THEREIN. WITHOUT LIMITING ANY OF THE FOREGOING, IN NO EVENT SHALL S&P HAVE ANY LIABILITY FOR ANY SPECIAL, PUNITIVE, INDIRECT, OR CONSEQUENTIAL DAMAGES (INCLUDING LOST PROFITS) RESULTING FROM THE USE OF THE INDEX OR ANY DATA INCLUDED THEREIN, EVEN IF NOTIFIED OF THE POSSIBILITY OF SUCH DAMAGES.

Important information

The Sub-Fund has been authorised for distribution to non-qualified investors in or from Switzerland by FINMA. Representative : CACEIS Bank, Paris, Branch of Nyon/Swiss, 35 route de Signy, 1260 Nyon, Switzerland (in the past “CACEIS Bank Luxembourg, Luxembourg, Branch of Nyon”, Switzerland. Paying agent: CA Indosuez (Suisse) S.A., 4 quai General Guisan, 1204 Geneva. Subscriptions in the Sub-Funds will only be accepted on the basis of the SICAV’s latest prospectus and Key Investor Information Document (KIID), its latest annual and semi-annual reports and its articles of incorporation that may be obtained, free of charge, at the registered office of the Swiss Representative. Past performance is not a guarantee or a reliable indicator for current or future performance and returns. The performance data do not take account of the commissions and costs incurred on the issue and redemption of units. The date of the data in this document is that indicated at the top of the document, unless otherwise stated.